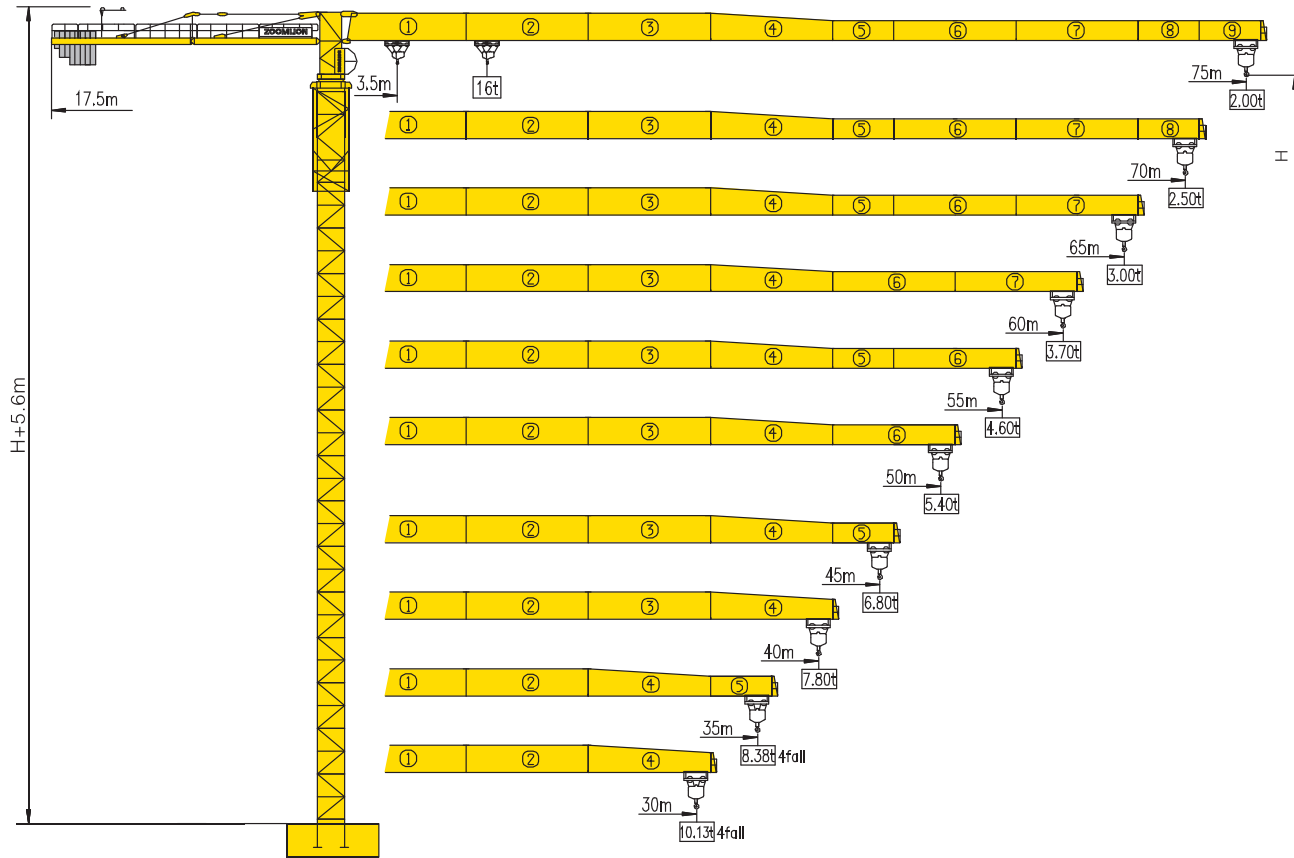


TCT7520-16



Counter-jib ballast

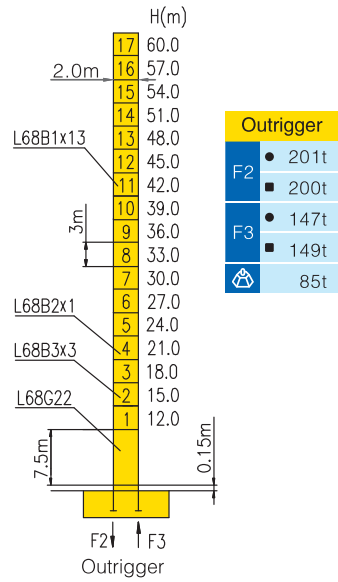
			(Kg)	PHZ3500	PHZ2500
75m	17.5m	26000	6	2	
70m	17.5m	25000	5	3	
65m	17.5m	24000	4	4	
60m	17.5m	22500	5	2	
55m	17.5m	21500	4	3	
50m	17.5m	20000	5	1	
45m	17.5m	19000	4	2	
40m	17.5m	17500	5	0	
35m	17.5m	14000	4	0	
30m	17.5m	13000	3	1	

Working Height(m) @ Wall-tie Location(m)

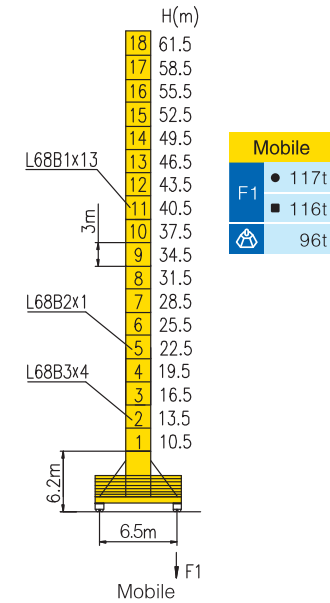
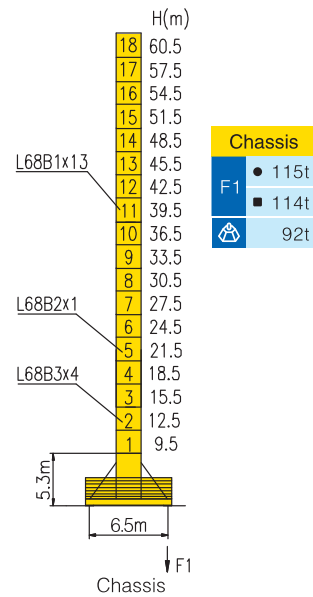
Model Detail	Mast Code	Wall-tie #1	Wall-tie #2	Wall-tie #3	Wall-tie #4	Wall-tie #5	Wall-tie #6
TCT7520-16D	L68B1	87 @ 47	111 @ 74	138 @ 101	165 @ 128	192 @ 155	216 @ 182



Masts Reactions



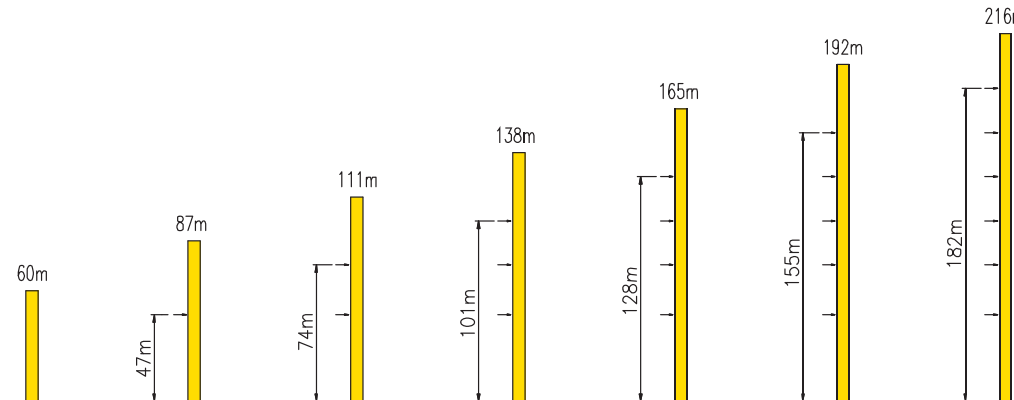
TCT7520-16D




● Reactions in service ■ Reactions out of service
 ⊕ Without load and ballast with longest jib and maximum height
 ⊕ For more erecting solutions, consult us!

Anchorage

TCT7520-16D









Load diagrams

		Max.Capacity m/t	3.5~12.5	15	20	25	30	35	40	45	50	55	60	65	70	75
75m (R=75.75)	⌋	3.5—25.4m 8t	8.00			6.57		5.47	4.64	4.01	3.50	3.09	2.75	2.46	2.21	2.00
	⌋⌋	3.5—13.4m 16t	16.00	13.94	9.82	7.43	5.86	4.75	3.93	3.29	2.78	2.37	2.03	1.74	1.49	1.28
70m (R=71.75)	⌋	3.5—27.6m 8t	8.00			7.26		6.05	5.15	4.46	3.91	3.46	3.08	2.77	2.50	
	⌋⌋	3.5—14.5m 16t	16.00	15.36	10.87	8.25	6.54	5.33	4.43	3.74	3.19	2.74	2.37	2.05	1.78	
65m (R=66.75)	⌋	3.5—29.3m 8t	8.00			7.77		6.48	5.53	4.79	4.21	3.73	3.33	3.00		
	⌋⌋	3.5—15.3m 16t	16.00		11.64	8.87	7.05	5.77	4.81	4.08	3.49	3.01	2.62	2.28		
60m (R=61.75)	⌋	3.5—31.7m 8t	8.00			7.12		6.08	5.28	4.65	4.13	3.70				
	⌋⌋	3.5—16.6m 16t	16.00		12.78	9.77	7.79	6.40	5.37	4.57	3.93	3.41	2.98			
55m (R=56.75)	⌋	3.5—34.5m 8t	8.00			7.87		6.73	5.86	5.17	4.60					
	⌋⌋	3.5—18.0m 16t	16.00		14.12	10.82	8.67	7.15	6.02	5.14	4.45	3.88				
50m (R=51.75)	⌋	3.5—18.6m 16t	8.00			7.03		6.12	5.40							
	⌋⌋	3.5—35.8m 8t	16.00		14.72	11.30	9.06	7.48	6.31	5.40	4.68					
45m (R=46.75)	⌋	3.5—39.1m 8t	8.00			7.79		6.80								
	⌋⌋	3.5—20.3m 16t	16.00			12.55	10.10	8.36	7.07	6.08						
40m (R=41.75)	⌋	3.5—39.1m 8t	8.00			7.80										
	⌋⌋	3.5—20.3m 16t	16.00			12.56	10.10	8.37	7.08							
35m (R=36.75)	⌋	3.5—35.0m 8t	8.00													
	⌋⌋	3.5—20.4m 16t	16.00			12.57	10.12	8.38								
30m (R=31.75)	⌋	3.5—30.0m 8t	8.00													
	⌋⌋	3.5—20.4m 16t	16.00			12.59	10.13									

TCT7520-16



Mechanisms

		Hoisting		QE1675E				
	Slewing	HV145B1.130A HV145B2.130A		 60/60 kW	V	б	4t	75 m/min
	0 ~ 0.6 r/min	2 × 145 N.m				бб	8t	37.5 m/min
	Trolleying	BP110A		 600m ⊕ (6 layers)	IV	б	8t	37.5 m/min
	0 ~ 100 m/min	11 kW				бб	16t	18.75 m/min
	Travelling	ZAH52A-D ZCH52A-D		⊕ Consult us If overtop				
	0 ~ 25m/min	4 × 5.2 kW						
		380V(+10% - 10%) 50Hz			86+4 × 5.2 kW			

For more mechanisms optional, consult us!